


Ultra X Pro Plus

HALF-CELL N-Type TOPCon BIFACIAL MODULE

TYPE: STPXXXS - D66 - Nsh+



690-710W **22.9%**
POWER OUTPUT MAX EFFICIENCY



Higher value for customers

effectively reduce system BOS cost, achieve lower LCOE, and improve project profitability



Compatible with mainstream trackers

the module design is highly compatible with power plant tracking systems, which offers a cost-effective solution for large power plants



Withstand harsh environments

through the high salt spray LID ammonia resistance test, more adaptable to high temperature, strong wind, ice, snow and salt water corrosion of the climate environment



Extended wind and snow load tests

Module certified to withstand extreme wind (2400 Pascal) and snow loads (5400 Pascal)



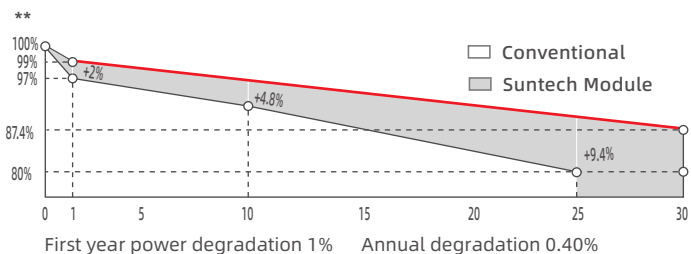
Tier 1
Bloomberg
NEW ENERGY FINANCE

ISO 14001 Environment Management System
ISO 45001 Occupational Health and Safety
ISO 9001 Quality Management System
SA 8000 Social Responsibility Standards
IEC TS 62941 Guideline for Module Design

IEC 61701 Salt-mist certification
IEC 62716 ammonia certification
IEC 60068-2-68 Dust and Sand
IEC 61730-2 (UL790) fire class C



30 years of linear warranty
15 years of product warranty



* Please refer to Suntech Standard Module Installation Manual for details.

** Please refer to Suntech Limited Warranty for details.

*** WEEE only for EU market.

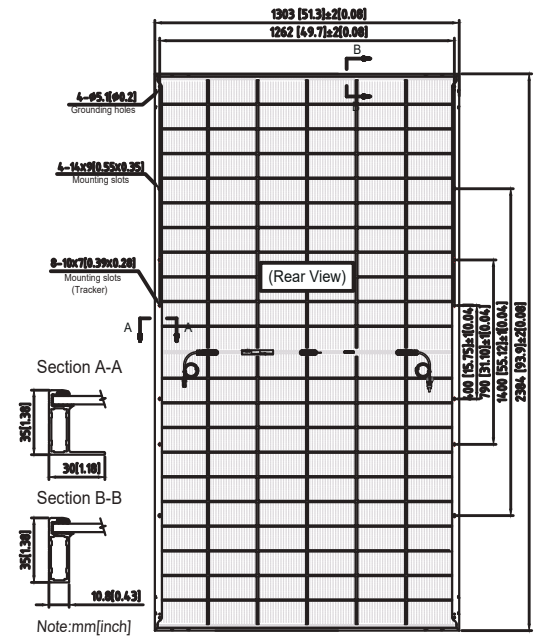
**** Suntech reserves the right to the final.

Ultra X Pro Plus STPXXXS - D66 - Nsh+ 690-710W

Mechanical Characteristics

Solar Cell	N-type Monocrystalline silicon 210 mm
No. of Cells	132 (6 × 22)
Dimensions	2384 × 1303 × 35 mm (93.9 × 51.3 × 1.4 inches)
Weight	37.5 kgs (82.7 lbs.)
Front \ Back Glass	2.0+2.0 mm (0.079+ 0.079inches) semi-tempered glass
Output Cables	4.0 mm ² , (-) 350 mm and (+) 160 mm in length or customized length
Junction Box	IP68 rated (3 bypass diodes)
Operating Module Temperature	-40 °C to +85 °C
Maximum System Voltage	1500 V DC (IEC)
Connectors	STP-XC4
Maximum Series Fuse Rating	35 A
Power Tolerance	0/+5 W
Refer. Bifaciality Factor	(80 ± 5)%
Frame	Anodized aluminum alloy frame
Packing Configuration	31 Pieces per pallet 558 Pieces per container /40'HC 1325×1120×2510 1196.5kg

For tracker installation, please turn to Suntech for mechanical load information.



Electrical Characteristics

Module Type	STP710S-D66-Nsh+		STP705S-D66-Nsh+		STP700S-D66-Nsh+		STP695S-D66-Nsh+		STP690S-D66-Nsh+	
	STC	NMOT	STC	NMOT	STC	NMOT	STC	NMOT	STC	NMOT
Maximum Power (Pmax/W)	710	541.6	705	537.9	700	534.3	695	530.8	690	526.5
Optimum Operating Voltage (Vmp/V)	40.05	37.7	39.85	37.5	39.65	37.3	39.45	37.1	39.25	37.0
Optimum Operating Current (Imp/A)	17.72	14.38	17.69	14.35	17.66	14.32	17.63	14.29	17.59	14.24
Open Circuit Voltage (Voc/V)	48.05	45.6	47.85	45.4	47.65	45.2	47.45	45.1	47.25	44.9
Short Circuit Current (Isc/A)	18.75	15.12	18.71	15.08	18.67	15.05	18.63	15.02	18.59	14.99
Module Efficiency (%)	22.9		22.7		22.5		22.4		22.2	

STC: Irradiance 1000 W/m², module temperature 25 °C, AM=1.5; NMOT: Irradiance 800 W/m², ambient temperature 20 °C, AM=1.5, wind speed 1 m/s; Tolerance of Pmax is within +/- 3%;

Different Rearside Power Gain Reference to 710W Front

Rearside Power Gain	5%	15%	25%
Maximum Power at STC (Pmax)	745.5	816.5	887.5
Optimum Operating Voltage (Vmp/V)	40.05	40.05	40.15
Optimum Operating Current (Imp/A)	18.61	20.38	22.15
Open Circuit Voltage (Voc/V)	48.05	48.05	48.15
Short Circuit Current (Isc/A)	19.69	21.56	23.44
Module Efficiency (%)	24.0	26.3	28.6

Temperature Characteristics

Nominal Module Operating Temperature (NMOT)	42 ± 2 °C
Temperature Coefficient of Pmax	-0.29%/°C
Temperature Coefficient of Voc	-0.25%/°C
Temperature Coefficient of Isc	0.046%/°C

Information on how to install and operate this product is available in the installation instruction. All values indicated in this data sheet are subject to change without prior announcement. The specifications may vary slightly. All specifications are in accordance with standard EN 50380. Color differences of the modules relative to the figures as well as discolorations of/in the modules which do not impair their proper functioning are possible and do not constitute a deviation from the specification.

Graphs Current-Voltage & Power-Voltage (710W)

